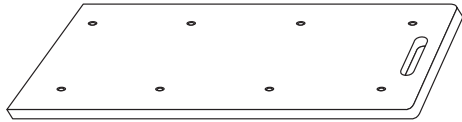



Super-Size Toy Organizer


Made in Taiwan



A) 2 end panels



B) 8 female metal rods




C) 8 male metal rods



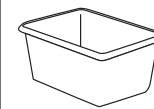
D) 8 self tapping screws



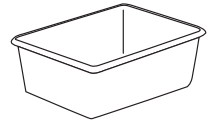
E) 20 screws



F) 2 stabilizing braces



G) 12 single size bins

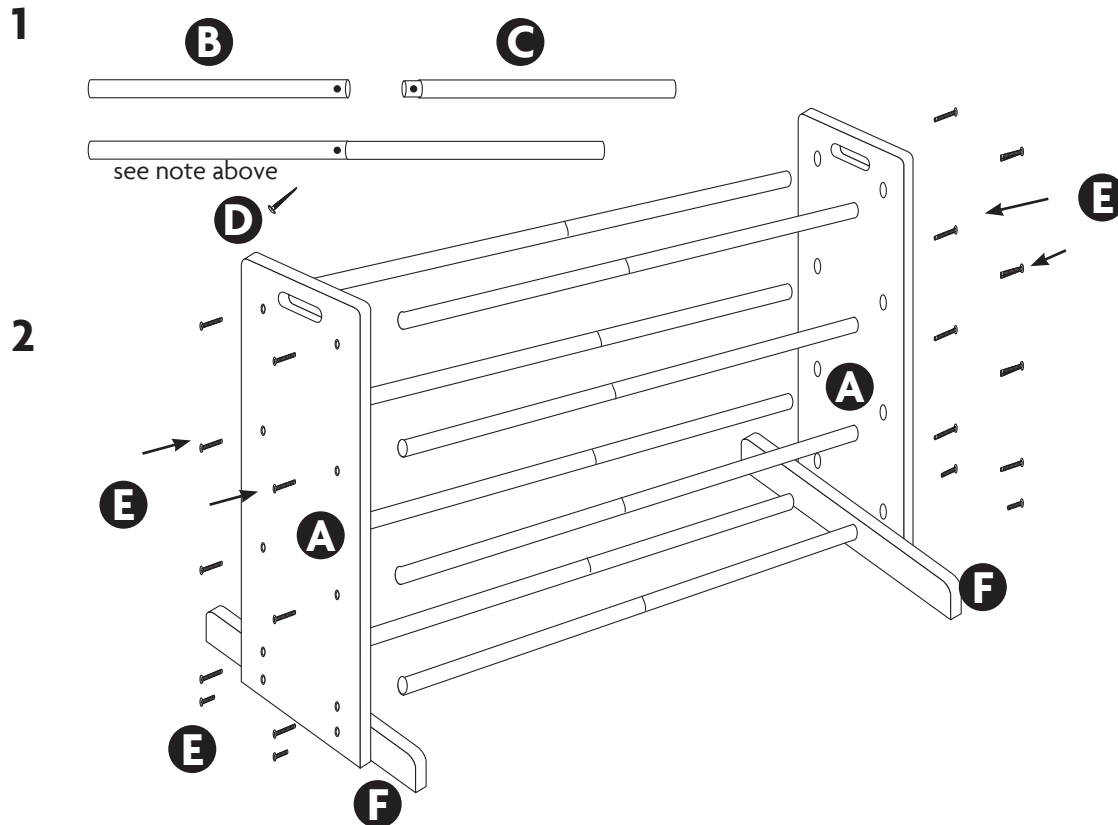


H) 4 double size bins

! WARNING: CHOKING HAZARD – Small parts NOT for children under 3 years.

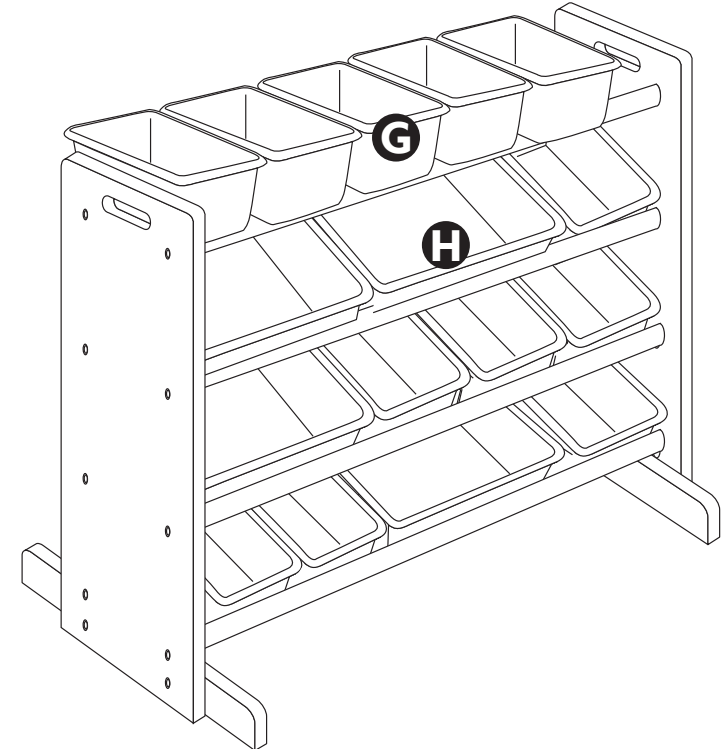
Please read instructions completely before assembling. Assemble on a soft, smooth area. Adult assembly required.

NOTE: Screw (D) is self tapping and requires downward pressure while turning to engage threads. The holes on the rod are meant as a guide only. The screw will drill it's own hole as it's installed.



*Phillips head screwdriver required for assembly.

3



Cleaning

Wipe wood with damp cloth.
Wash plastic with mild dish soap.
Do NOT place in dishwasher.