

Please check whether all parts are available, then assemble by illustration .

## PARTS LIST





- 1:Leg.....4PCS
- 2:Allen Boits.....8PCS
- 3:Flat Washers.....8PCS
- 4:Sprinh Washers.....8PCS
- 5:Allen Wrench.. 1PC

## ASSEMBLY PROCEDURE

VERY IMPORTANT:Please install the legs by the alphabet designated on each.

- 1:Place the mirrored Chest upside down on a soft surface.
- 2:Affix the Legs by aligning pre-drilled holes under with pre-threaded holes in legs
- 3:Secure each leg by tightening Allen Bolts, Lock Washers and Flat Washers using the Allen Wrench included



NO.	description	QTY
1		1pcs
2	screw $\varnothing$ *45mm 	8pcs
3	spring washer 	8pcs
4	flat washer 	8pcs

