









ASSEMBLY INSTRUCTIONS

Parts required

1		Nut	Φ6MM	10pcs
2		Bolt	Φ6*12MM	8pcs
3		Allen wrench		1pc
4		Wrench		1pc

A		2pcs
---	---	------

B		1pc
C		1pc
D		1pc
E		2pcs

