
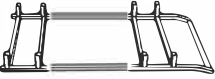












# ASSEMBLY INSTRUCTIONS

## Parts required

1		Bolt	$\Phi 6 \times 12 \text{MML}$	26 pcs
2		Cap nut	$\Phi 6 \text{MM}$	4 pcs
3		Allen wrench		1 pc
4		Wrench		1 pc

A		1 pc
B		1 pc
C		2 pcs

D		1 pc
E		2 pcs
F		2 pcs
G		2 pcs
H		1 pc
I		1 pc
J		1 pc
K		1 pc

