



# faro design 2013



c/Dinámica 1  
08755 Castellbisbal  
BARCELONA, Spain  
Phone\_+34 937 723 965  
[export@faro.es](mailto:export@faro.es)  
[www.faro.es](http://www.faro.es)

# **faro group**



Hogar/Home



Exterior/Outdoor



Ventilación/Fan



PRO



Bombillas/Bulbs



FaroLED

Somos un equipo de personas, con vocación internacional y alta profesionalidad, que cubre todas las fases del negocio de la iluminación y ventilación, desde el diseño y la fabricación hasta la distribución. Ofrecemos una oferta integrada y global gracias a nuestras doce líneas de negocio representadas por cinco marcas que, actualmente, conforman nuestro grupo.

We are a team consisting of people, with international and highly professional profiles, covering all phases of the lighting and fan business, from design and manufacturing to distribution. We offer a comprehensive and global "package deal" through twelve business lines-represented by six brands-which currently constitute our group.



DECO



DressLight



Vitrogaruti



Proyectos/Projects

# VALORES VALUES

**1**

Compromiso y responsabilidad con las personas y nuestro entorno.

Commitment and responsibility to people and to our environment.

**2**

Creatividad e innovación como mejora y evolución continua.

Creativity and innovation in order to continually improve and develop.



QUA  
EFFICIENCY  
COMMITMENT  
EFFICIENCY  
FAMILIAR COMMIT

3

Equipo humano profesional y comprometido como generador de valor.

Professional and committed team to generating value.

4

Entusiasmo e ilusión como motor de gestión.

Enthusiasm and excitement driving our management.



# DISEÑADORES DESIGNERS

## EQUIPO FAROGROUP



Nuestros diseños nacen de la capacidad de crear cosas nuevas y de resolver problemas de una forma original y valiosa, tanto para el creador como para su entorno. Se caracterizan por ser ideas fáciles de entender y que se expresan mediante materiales de calidad, originalidad en formas y rigor en el uso de las nuevas tecnologías. Estamos en constante búsqueda de nuevas formas de expresión, procesos, tecnologías y materiales, aplicando no sólo la creatividad sino también una profunda reflexión acerca de la realidad.

Our designs spring from the ability to create new things and troubleshoot issues in an original way, providing added value both to creators and to their environment. Our ideas are characterised as being easily understood, and are expressed via first-rate materials, creative shapes and the rigorous use of new technologies. We are constantly searching for new forms of expression, new processes, new technologies and materials, applying not only our creativity but also bringing to bear our in-depth knowledge of day-to-day realities.

## TOBILLAS



Tobillas es un diseñador muy peculiar. Quiere quedar en el anonimato. Podría definirse como un creador intuitivo centrado en la creación innovadora a través de la plasticidad en la abstracción, ordenación y transformación de los elementos que le envuelven.

Tobillas is a rather peculiar designer. He likes to remain anonymous. He could be defined as an intuitive creator focused on innovative creation through plasticity in abstraction, ordering and transformation of elements around him.

## 3PATAS



3PATAS es producto, espacios, concepto, innovación. Los productos de 3PATAS buscan soluciones creativas y técnicas que satisfacen a clientes y usuarios. Un nuevo proyecto significa desaprender para llegar a un concepto totalmente puro, como un niño que crea sus propios juguetes, sin ideas preconcebidas.

3PATAS is all about product, space, concept, innovation. 3PATAS products look for creative and technical solutions that satisfy customers and users. Starting a new project involves unlearning what you think you know in order to arrive at a totally pure concept—like a boy who makes his own toys—free of preconceptions.

## ANTONIO MIRÓ



Antonio Miró nos aporta su sello personal, el perfeccionismo en la construcción de sus prendas, su sencillez y originalidad dotada de una imaginación inigualable. Colabora en el diseño de modelos para nuestra marca Dresslight como Cube y Crisálida.

Antonio Miró brings his personal signature: impeccable engineering of clothes, simplicity and originality together with his unrivalled imagination. Collaborates in the design of models for our Dresslight brand, such as Cube and Crisálida.

## MANEL LLUSCÀ



Colabora en el diseño de modelos para nuestra marca Faro Barcelona en las líneas de iluminación exterior, hogar y DECO. A través de sus proyectos Manel Llusçà quiere conseguir crear nuevos conceptos en iluminación utilizando diseños originales y materiales a la vanguardia, siempre en coherencia a las últimas tendencias que surgen en el mercado.

Manel assists in designing models for our Faro Barcelona brand in our outdoor lighting, home and DECO product lines. Through his projects, Manel Llusçà aims to create new lighting concepts using original designs and cutting-edge materials, always in harmony with the latest market trends.

## ESTUDI RIBAUDÍ



Estudi Ribaudí trabaja con las ideas, las hace crecer y las transforma en objetos. Encabezado por Jordi Ribaudí está formado por un equipo de cinco personas diseñadores i interioristas que trabajan mezclando creatividad, materia y tecnología para transformarlo en espacios y objetos con identidad.

Estudi Ribaudí works with ideas, developing and realising them. Led by Jordi Ribaudí, it comprises a team of five designers and interior decorators who mix creativity, materials and technology to transform spaces and objects, giving them their own identity.

## STIMULO



Stimulo es una agencia de diseño de producto que trabaja para ayudar a las empresas a desarrollar productos más competitivos mediante una metodología que combina las disciplinas del marketing estratégico, el diseño industrial y la ingeniería, identificando oportunidades de mejora y buscando soluciones ingeniosas y viables.

Stimulo is a product design agency that works to help companies develop more competitive products by using a methodology that combines strategic marketing, industrial design and engineering, while identifying opportunities for improvement and finding clever, viable solutions.







DESIGNING THE AIR

# VENTILACIÓN/FAN

FARETTO

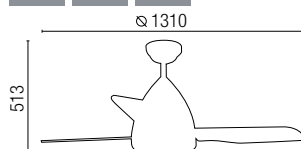


## FARETTO **NEW!**

33389 W White | Blanco



MET PC CRIS  1/2





Primero fue la motocicleta, después las luminarias y ahora... Faretto. La histórica motocicleta italiana Vespa 1946 se ha convertido en una auténtica fuente de inspiración.

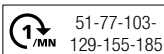
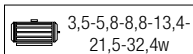
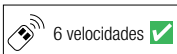
First there was the motorcycle, then the fixtures and now... Faretto. The historic 1946 Italian Vespa motorcycle has become a real source of inspiration.



## ETERFAN **NEW!**

33381

**G** Gray | Gris



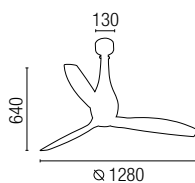
MET

PC

CRIS



1/2



### MOTOR DC

 Silencioso  
Noiseless

 Ligero  
Light weight

 6 velocidades  
6 speeds

 Ahorro energía  
Energy saving

 Mayor durabilidad  
Long life



Eterfan es una revolución en el diseño de los ventiladores de techo. Combina lo mejor de los procesos artesanales con las últimas tendencias en ventilación.

Eterfan is a breakthrough in ceiling fan design. It combines the best of traditional processes with the latest trends in ventilation.







GREEN INNOVATION

**EXTERIOR/OUTDOOR**

## YAK

applique | wall lamp | applique

- 75105** **W** White | Blanco | Blanc
- 75106** **DG** Dark grey | Gris oscuro | Gris foncé

90 led SMD  0.06W/led  
750 LM  **W 6**



**AL** **PC**  **IP**  
**INY** **44**



## YAK

baliza | beacon | balise

- 75108** **DG** White | Blanco | Blanc H: 40 cm
- 75110** **DG** Dark grey | Gris oscuro | Gris foncé H: 60 cm

90 led SMD  0.06W/led  
630 LM  **W 6**

**AL** **PC**  **IP**  
**INY** **44**

## PROA

applique | wall lamp | applique

- 74399** **DG** Dark grey | Gris oscuro | Gris foncé

EPISTAR led  3000 k  **W 6** DRIVER INCL. 

**AL** **CRIS**  **IP**  
**INY** **TRANS** **44**







## NEWPORT

colgante | pendant lamp | suspension

71154	W	White   Blanco   Blanc
71155	GR	Green   Verde   Verte
71156	BU	Bordeaux   Burdeos   Bourgogne

	1 x E27		máx. 60w			1 x E27		15w	
								16466	5000k
MET	CRIS OPAL		IP 44						

## SENTINEL

aplique | wall lamp | applique

75099	DG	Dark grey   Gris oscuro   Gris foncé
-------	----	--------------------------------------

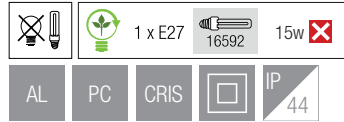
40 led SMD		0.2W/led-780 LM		W 8	DRIVER INCL.	
AL INY	CRIS TRANS		IP 44			



## CERES 1L

applique | wall lamp | applique

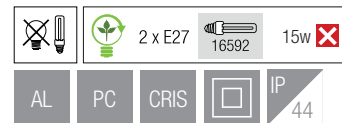
71607 **B** Black | Negro | Noir



## CERES 2L

applique | wall lamp | applique

71608 **B** Black | Negro | Noir



## MOON

pantalla | shade | abat-jour

74437 **w** White | Blanco | Blanc

74438 **w** White | Blanco | Blanc

PEMD





## CODE

applique | wall lamp | applique

**71526** **W** White | Blanco | Blanc

**71527** **B** Black | Negro | Noir

9 led SMD  0.2W/led-780 LM  **w** 1.2

DRIVER INCL.

PC **ABS**  **IP** 44



# DATNA

applique | wall lamp | applique

**74440** **DG** Dark grey | Gris oscuro | Gris foncé



# DATNA

sobremuro | post lamp | borne


**74441** **DG** Dark grey | Gris oscuro | Gris foncé



# DATNA










baliza | beacon | balise

**74442** **DG** Dark grey | Gris oscuro | Gris foncé



# BIRD










applique | wall lamp | applique

<b>75510</b>	<b>S</b> Silver   Plata   Argent		
<b>75511</b>	<b>B</b> Black   Negro   Noir		
 1 x E27	 max.20w 	 1 x E27	 15w 
 16466	 2700k		
<b>AL</b> INV	<b>PC</b> TRANS		<b>IP</b> 57












# BIRD

baliza | beacon | balise

<b>75512</b>	<b>B</b> Black   Negro   Noir H: 40 cm		
 1 x E27	 max.20w 	 1 x E27	 15w 
 16466	 2700k		
<b>AL</b> INV	<b>PC</b> TRANS		<b>IP</b> 57

# BIRD

baliza | beacon | balise

<b>75513</b>	<b>B</b> Black   Negro   Noir H: 60 cm		
 1 x E27	 max.20w 	 1 x E27	 15w 
 16466	 2700k		
<b>AL</b> INV	<b>PC</b> TRANS		<b>IP</b> 57



## STEPS 2L

applique | wall lamp | applique

75500	W	White   Blanco   Blanc
75501	DG	Dark grey   Gris oscuro   Gris foncé
 2 x GU10 LED	 140°	11w 
AL INY	CRIS TEMP	 IP 44



## STEPS 4L

applique | wall lamp | applique

75502	W	White   Blanco   Blanc
75503	DG	Dark grey   Gris oscuro   Gris foncé
 4 x GU10 LED	 140°	11w 
AL INY	CRIS TEMP	 IP 44



## STEPS 1L

farola | pole lamp | lampadaire

75504  W White | Blanco | Blanc

75505  DG Dark grey | Gris oscuro | Gris foncé



## STEPS 2L

farola | pole lamp | lampadaire

75506  W White | Blanco | Blanc

75507  DG Dark grey | Gris oscuro | Gris foncé



Crea tu propia lámpara en  
Create your own lamp in

**3**

sencillos pasos  
simple steps

**MIX &  
MATCH**

## 1º ESTRUCTURA

Elige tu modelo favorito: aplique, sobremuro, baliza o farola.

Choose your favourite fixture: wall lamp, post lamp, beacon or pole lamp.



## 2º PANTALLA

Elige la pantalla que más te guste para la estructura.

Choose the shade you prefer.



BLUB'S



MUFFIN



MISTU

**3º**

¡Ya tiene su lámpara!

Your lamp is ready!





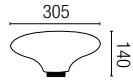
## BLUB'S

**NEW!**

pantalla | shade

**74430** **W** White | Blanco

PMMA  1/1



**MIX & MATCH**

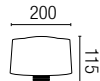
## MUFFIN

**NEW!**

pantalla | shade

**74429** **W** White | Blanco

PMMA  1/1



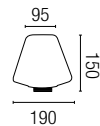
## MISTU

**NEW!**

pantalla | shade

**74428** **W** White | Blanco

PMMA  1/1



## ESTRUCTURAS **NEW!**

aplique | wall lamp

**74432** **DG** Dark grey | Gris oscuro

sobremuro | post lamp

**74433** **DG** Dark grey | Gris oscuro

baliza | beacon

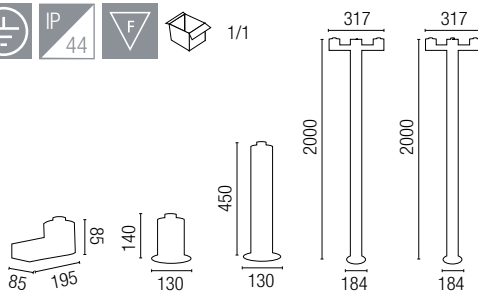
**74434** **DG** Dark grey | Gris oscuro

farola | pole lamp

**74435** **DG** Dark grey | Gris oscuro

**74436** **DG** Dark grey | Gris oscuro

AL  IP  F   1/1



Ref. 74433

Ref. 74433

Ref. 74434

Ref. 74435

Ref. 74436



MIX & MATCH

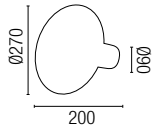
BLUB'S **NEW!**

applique | wall lamp

74431 **DG W** Dark grey+White | Gris oscuro+Blanco

	1 x E27		15w			1 x E27		20w	
								16467	5000k

PMMA OPAL	AL INY.		IP 44			1/1
--------------	------------	--	----------	--	--	-----



*designed by* **faro**



*designed by* **faro**

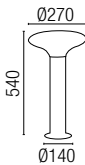
BLUB'S **NEW!**

baliza | beacon

74434+74430 **DG W** Dark grey+White | Gris oscuro+Blanco

	1 x E27		15w			1 x E27		20w	
								16467	5000k

PMMA OPAL	AL INY.		IP 44			1/1
--------------	------------	--	----------	--	--	-----



BLUB'S **NEW!**

farola | pole lamp

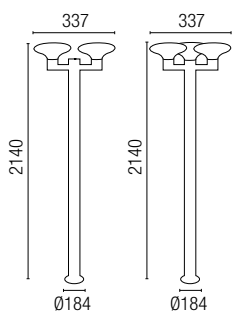
74435+74430 **DG W** Dark grey+White | Gris oscuro+Blanco

	2 x E27		15w			2 x E27		20w	
								16467	5000k

74436+74430

	3 x E27		15w			3 x E27		20w	
								16467	5000k

PMMA OPAL	AL INY.		IP 44			1/1
--------------	------------	--	----------	--	--	-----



*designed by* **faro**



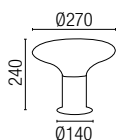
BLUB'S **NEW!**  
sobremuro | post lamp

**MIX & MATCH**

74433+74430 **DG W** Dark grey+White | Gris oscuro+Blanco

	1 x E27		15w			1 x E27		20w	
							16467	5000k	

PMMA OPAL	AL INY.		IP 44			1/1
--------------	------------	---	----------	---	---	-----



*designed by* **faro**

MIX & MATCH

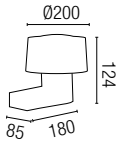
MUFFIN **NEW!**

applique | wall lamp

74432+74429 **DG W** Dark grey+White | Gris oscuro+Blanco

	1 x E27		20w			1 x E27		20w	
								16467	5000k

PMMA OPAL	AL INY.		IP 44			1/1
--------------	------------	--	----------	--	--	-----



*designed by* **faro**



*designed by* **faro**

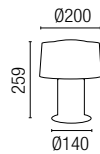
MUFFIN **NEW!**

sobremuro | post lamp

74433+74429 **DG W** Dark grey+White | Gris oscuro+Blanco

	1 x E27		20w			1 x E27		20w	
								16467	5000k

PMMA OPAL	AL INY.		IP 44			1/1
--------------	------------	--	----------	--	--	-----



MUFFIN **NEW!**

farola | pole lamp

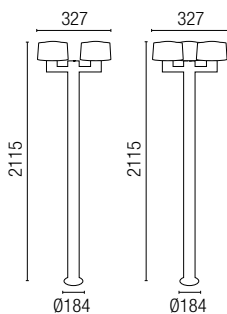
74435+74429 **DG W** Dark grey+White | Gris oscuro+Blanco

	2 x E27		20w			2 x E27		20w	
								16467	5000k

74436+74429

	3 x E27		20w			3 x E27		20w	
								16467	5000k

PMMA OPAL	AL INY.		IP 44			1/1
--------------	------------	--	----------	--	--	-----



*designed by* **faro**



MUFFIN **NEW!**

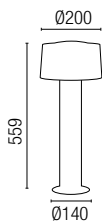
baliza | beacon

**MIX & MATCH**

74434+74429

DG W

Dark grey+White | Gris oscuro+Blanco



MIX & MATCH

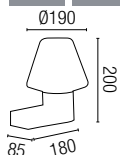
# MISTU NEW!

applique | wall lamp

**74432+74428** DG W Dark grey+White | Gris oscuro+Blanco

	1 x E27		20w			1 x E27		20w	
								16467	5000k

PMMA OPAL	AL INY.		IP 44			1/1
--------------	------------	--	----------	--	--	-----



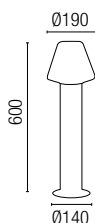
# MISTU NEW!

baliza | beacon

**74434+74428** DG W Dark grey+White | Gris oscuro+Blanco

	1 x E27		20w			1 x E27		20w	
								16467	5000k

PMMA OPAL	AL INY.		IP 44			1/1
--------------	------------	--	----------	--	--	-----



# MISTU NEW!

farola | pole lamp

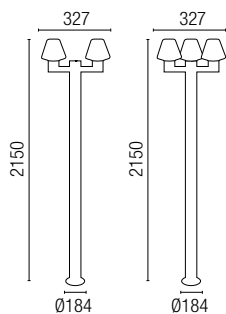
**74435+74428** DG W Dark grey+White | Gris oscuro+Blanco

	2 x E27		20w			2 x E27		20w	
								16467	5000k

**74436+74428**

	3 x E27		20w			3 x E27		20w	
								16467	5000k

PMMA OPAL	AL INY.		IP 44			1/1
--------------	------------	--	----------	--	--	-----





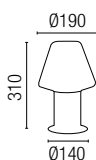
MISTU **NEW!**  
sobremuro | post lamp

MIX & MATCH

74433+74428

DG w Dark grey+White | Gris oscuro+Blanco

	1 x E27		20w			1 x E27		20w	
								16467	5000k
PMMA OPAL	AL INY.		IP 44			1/1			



SENTINEL



*designed by*  
**faro**

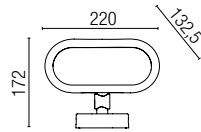
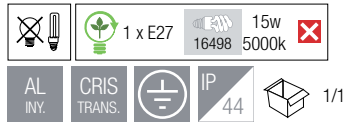


## SENTINEL **NEW!**

applique | wall lamp

**75100** WM Mat white | Blanco mate

**75101** DG Dark grey | Gris oscuro

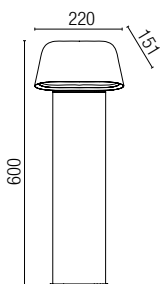
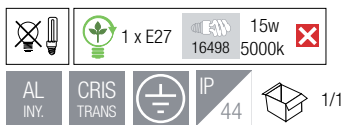


## SENTINEL **NEW!**

baliza | beacon

**75102** WM Mat white | Blanco mate

**75103** DG Dark grey | Gris oscuro



*designed by*  
**faro**







Colección de diseño propio formada por un aplique y una baliza de líneas modernas y formas futuristas. Realizado en aluminio inyectado y disponible en gris oscuro y en blanco mate.

Proprietary design collection consisting of an fixture and a beacon of modern lines and futuristic forms. Made of cast aluminum and available in dark gray and matte white.

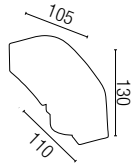
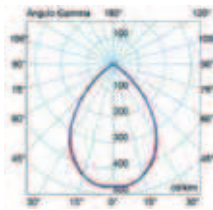
# KLAMP

applique | wall lamp

**74407** **DG** Dark grey | Gris oscuro

1 x GU10  máx. 35w   3 LED x 2w  14164  207,3 LM  5000-6000k 

AL INY.  CRIS TRANS.  IP 44   1/1



*designed by* **faro**

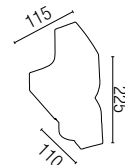

# KLAMP

applique 2L | wall lamp 2L

**74408** **DG** Dark grey | Gris oscuro

2 x GU10  máx. 35w   3 LED x 2w  14164  207,3 LM  5000-6000k 

AL INY.  CRIS TRANS.  IP 44   1/1



*designed by* **faro**





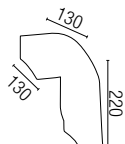
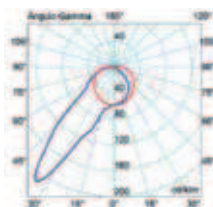
Colección de diseño propio, de líneas modernas, que destaca por la doble funcionalidad de la baliza: iluminación mediante lámpara de bajo consumo y señalización mediante led.

Proprietary design collection, with modern lines, which stands out for the dual function of the beacon: lighting with energy-saving bulb and LED signaling.

## KLAMP

applique I wall lamp

74409 DG Gris oscuro



*designed by* **faro**

KLAMP



# KLAMP

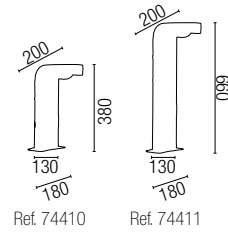

baliza | beacon

**74410** **DG** Dark grey | Gris oscuro

**74411** **DG** Dark grey | Gris oscuro

		1 x E27		15w	
			16498	5000k	

AL INY.	PC OPAL		IP 44			1/1
------------	------------	--	----------	--	--	-----



# KLAMP PIR

baliza | beacon

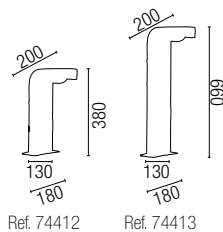
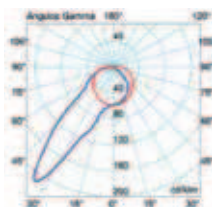
**74412** **DG** Dark grey | Gris oscuro

**74413** **DG** Dark grey | Gris oscuro

		1 x E27		15w		1 led		1W		
			16498	5000k						

AL INY.	PC OPAL		IP 44				1/1
------------	------------	--	----------	--	--	--	-----

**DUAL FUNCTION**





DUAL FUNCTION



ILUMINACIÓN GENERAL | GENERAL LIGHTING  
1 X E27 15W



SEÑALIZACIÓN | RUNWAY LIGHT  
1 led de 1w se acciona automáticamente mediante sensor de luz.  
When darkness comes, the sensor turn on automatically the led.

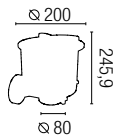

# CROSS-1

applique | wall lamp

**74350** **DG** Dark grey | Gris oscuro

1 x E27  máx. 60w   1 x E27  20w   
16467 5000k

AL INY. PC OPAL  IP 65   1/4



*designed by*  
**faro**



*designed by*  
**faro**

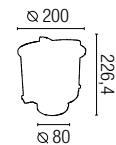

# CROSS-1

sobremuro P | post lamp P

**74351** **DG** Dark grey | Gris oscuro

1 x E27  máx. 60w   1 x E27  20w   
16467 5000k

AL INY. PC OPAL  IP 65   1/2



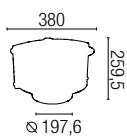
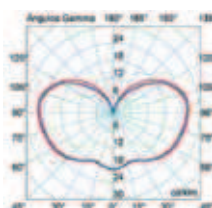
# CROSS-1

sobremuro G | post lamp G

**74352** **DG** Dark grey | Gris oscuro

1 x E27  máx. 100w   1 x E27  20w   
16467 5000k

AL INY. PC OPAL  IP 65   1/2



*designed by*  
**faro**



La serie CROSS-1, de diseño propio, destaca por sus líneas modernas y por la combinación de materiales: aluminio inyectado en su estructura externa y policarbonato en su interior.

The CROSS-1 series, featuring our proprietary design, stands out for its modern lines and the combination of materials: cast aluminum in its external structure and polycarbonate inside.

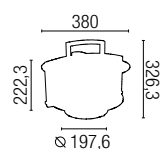
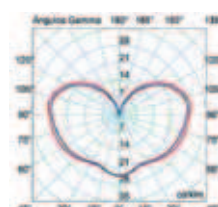
# CROSS-1

portátil | portable

**74353** **DG** Dark grey | Gris oscuro

1 x E27 máx. 100w 1 x E27 20w 16467 5000k

AL INY. PC OPAL IP 65 3 mts 1/2



CROSS-1

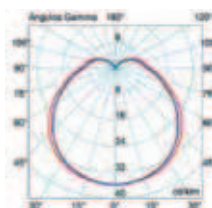
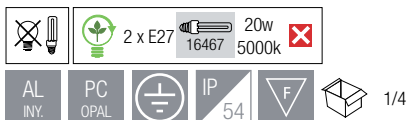


*designed by*  
**faro**

## CROSS-1

plafón | ceiling lamp

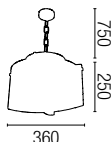
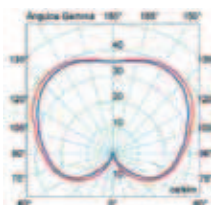
**74355** **DG** Dark grey | Gris oscuro



## CROSS-1

colgante | pendant lamp

**74354** **DG** Dark grey | Gris oscuro



*designed by*  
**faro**





CROSS-1



# CROSS-1

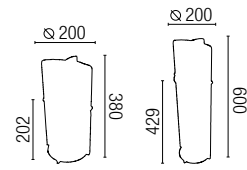
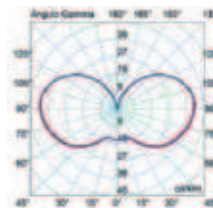
baliza | beacon

**74356** **DG** Dark grey | Gris oscuro

**74357** **DG** Dark grey | Gris oscuro

1 x E27 máx. 60w 1 x E27 20w 16467 5000k

AL INY. PC OPAL IP 65 1/2



Ref. 74356

Ref. 74357



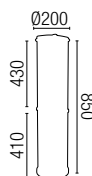

# CROSS-1

baliza | beacon

**74359** **DG** Dark grey | Gris oscuro

1 x PL 2G11 36w 6400k

AL INY. PC OPAL IP 65 1/1



*designed by* **faro**



# CROSS-1

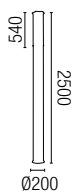
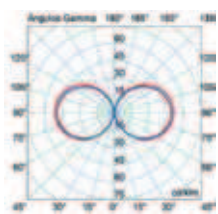
farola | pole lamp

*designed by* **faro**

**74358** **DG** Dark grey | Gris oscuro

1 x PL 2G11  15925 máx. 55w 3700 LM - 5000k 

AL INY. PC OPAL  IP 65     1/1





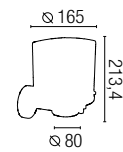
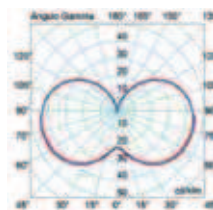
## CROSS-2

applique | wall lamp

74360 G Grey | Gris | Gris

1 x E27  máx. 60w   1 x E27  20w 16467 5000k 

AL INY. PC OPAL  IP 65   1/4



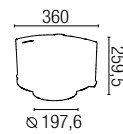
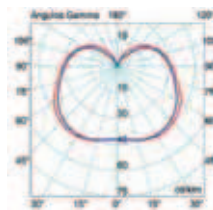
## CROSS-2

sobremuro G | post lamp G

74362 G Grey | Gris | Gris

1 x E27  máx. 100w   1 x E27  20w 16467 5000k 

AL INY. PC OPAL  IP 65   1/2





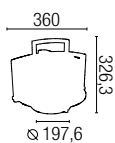
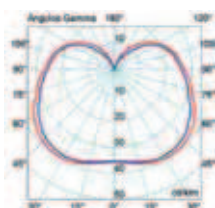
# CROSS-2

portátil | portable

**74363** **G** Grey | Gris | Gris


1 x E27  máx. 100w   1 x E27  20w   
16467 5000k

AL INY. PC OPAL  IP 65   3 mts  1/2



*designed by*  
**faro**

CROSS-2



*designed by*  
**faro**

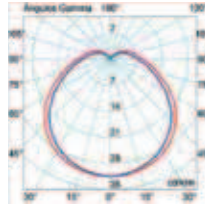
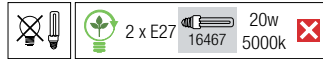
## CROSS-2

plafón | ceiling lamp

74365

G

Grey | Gris



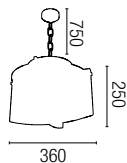
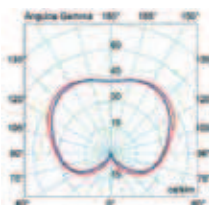
## CROSS-2

colgante | pendant lamp

74364

G

Grey | Gris



*designed by*  
**faro**





*Designed By* **faro**



# CROSS-2

baliza | beacon


**74366**

**G**

Grey | Gris

1 x E27		máx. 60w			1 x E27	20w 16467 5000k	
---------	--	----------	--	--	---------	-----------------	--

AL INY.	PC OPAL		IP 65			1/2
---------	---------	--	-------	--	--	-----



Ref. 74366

## KIT ANTICONTAMINACIÓN LUMÍNICA P

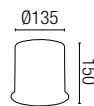

**74369**

**CH**

Chrome | Cromo

Adaptable para I for : 74350, 73351, 74356, 74357, 74360, 74361, 74366 y 74367

PC TRANS.	AC		1/1
-----------	----	--	-----



*Designed By* **faro**



## KIT ANTICONTAMINACIÓN LUMÍNICA G

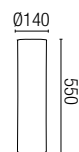
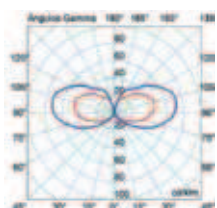
**74370**

**CH**

Chrome | Cromo

Adaptable para I for : 74358 y 74368

PC TRANS.	AC		1/1
-----------	----	--	-----



*Designed By* **faro**







Novedoso kit para reducir la contaminación lumínica. Adaptable para cross-1 y cross-2, consta de un difusor de policarbonato transparente y una rejilla cromada metálica que cubre la lámpara.

New kit to reduce light pollution. Suitable for cross-1 and cross-2, consists of a transparent polycarbonate diffuser and metal chrome grille that covers the lamp.

BOLETUS

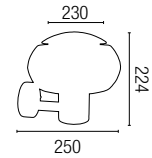
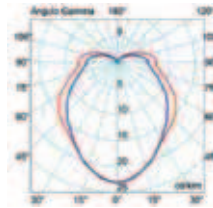


# BOLETUS

applique | wall lamp

74391 DG Dark grey | Gris oscuro

		1 x E27		20w	
		16467		5000k	
AL INY.	PC OPAL		IP 44		1/1

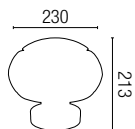
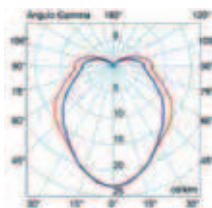


# BOLETUS

sobremuro P | post lamp P

74392 DG Dark grey | Gris oscuro

		1 x E27		20w	
		16467		5000k	
AL INY.	PC OPAL		IP 44		1/1





Con un diseño moderno y de líneas redondeadas, Boletus es ideal para espacios exteriores actuales. Su cuerpo está realizado en aluminio inyectado e incorpora difusor de policarbonato.

Boasting a modern design and rounded lines, Boletus is ideal for today's outdoor spaces. Cast aluminum body and polycarbonate diffuser.

BOLETUS

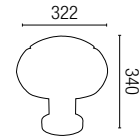

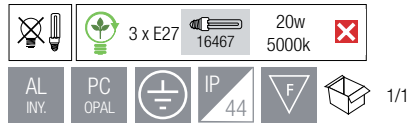


*designed by*  
**faro**

# BOLETUS

sobremuro G I post lamp G

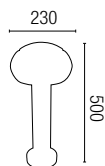
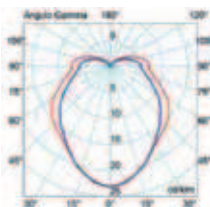
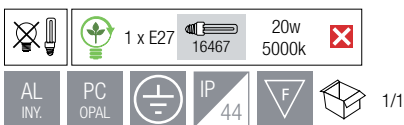
**74393** **DG** Dark grey | Gris oscuro



# BOLETUS

baliza | beacon

**74394** **DG** Dark grey | Gris oscuro



*designed by*  
**faro**