

# 4492

## Metro 8" Pendant

### Dimensions:

Height: 21 ½"  
Width: 10"  
Depth: 8 ¼"

### Description:



Shade: Off-White Linen  
10"H x 8"W x 8"D  
Half Closed Shade  
w/White Glass Diffuser

Canopy: 4 ½" SQ

Stem Kit: (3) 12" + (1) 6"

### Lamping Options:


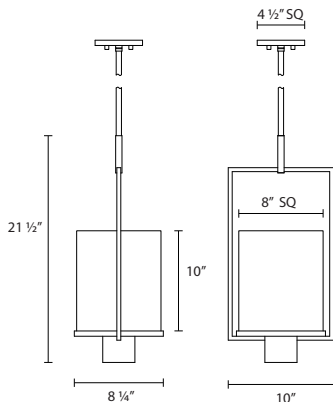
Incandescent  
Halogen

(1) 75w Medium Base   
+ (1) 50w MR16 GU10 Base (included) 

### Available Finishes:

Black Brass

**4492.51**



Custom options available.



**SONNEMAN**  
A WAY OF LIGHT