


PRODUCT NAME: 6-light chandelier

Please consult your electrician for hanging fixture and wiring.



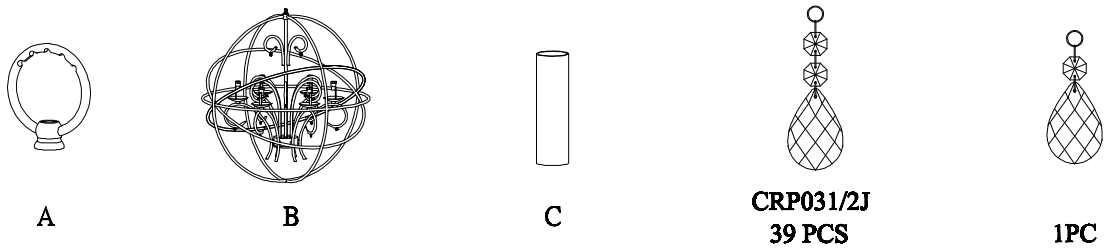
**Caution: Bulbs get very hot and may burn you.
Always make sure bulbs are off for a minimum of
10 minutes before handling**

Bulb(not included): 6-60 Watt Candelabra Base Bulbs

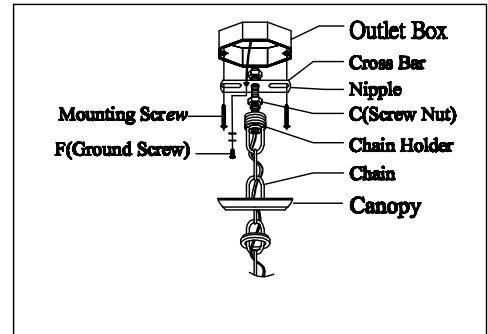
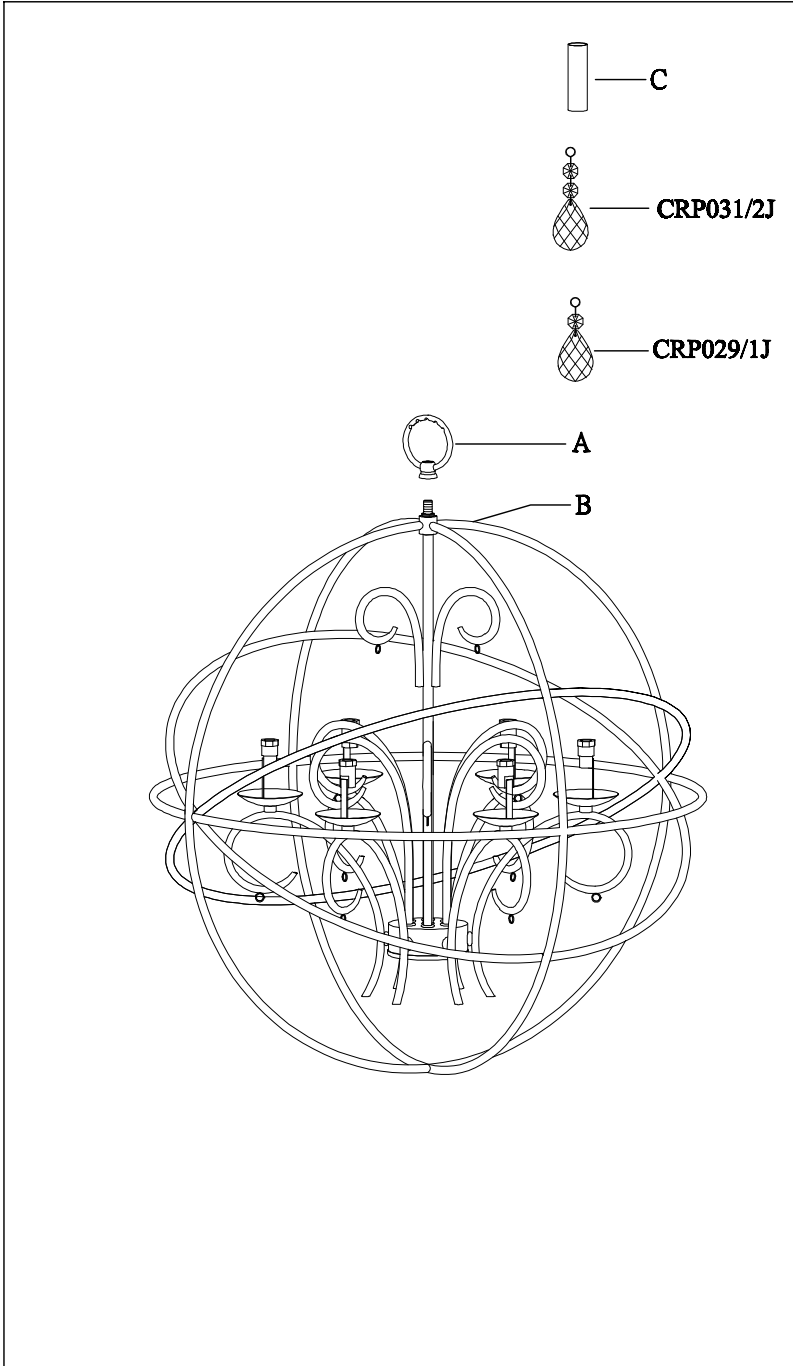
**PRODUCTS ARE NOT INENDED
FOR COMMERCIAL USE.**

**MADE IN CHINA
Page 1 of (2)**

IMPORTANT: Turn off the power at the main fuse or circuit breaker box before starting installation



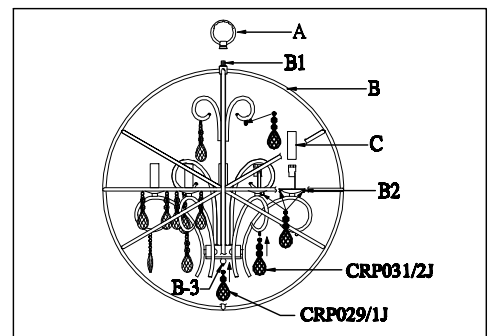
Locate all hardware & components before discarding packaging



2.)

**Step.1: Wire fixture to wires in outlet box.
 Copper wire is for Ground.
 Install canopy to cross bar and tighten it by loop**

1.)



**Step.2: Hang the crystal (CRP031/2J /CRP029/1J) on the metal cup(B2)
 Put the tube(C) onto the metal cup(B2)
 Locked the loop(A) to the nipple(B1) till tighten**

Cleaning & Care:

Clean with soft cloth and a mild detergent.
 Do not use abrasive cleaner.