



# AIR HOCKEY TABLE

4 FT/48 INCH/121.9 CM



## ASSEMBLY INSTRUCTIONS

Model: HT-2011LPG-LED

### CAUTION: ELECTRICALLY OPERATED PRODUCT

Not recommended for children under 8 years of age. As with all electric products, precautions should be observed during handling and use to prevent electric shock

Input: 100-120V AC, 50/60Hz. 0.20A



## CONTACT INFO

Distributed by Airzone Ltd.

Questions or Comments? Call **1-800-775-6524** or Mail **CustomerService@airzone-na.com**

Made in China.

Two or more adults required for assembly

## IMPORTANT

After receiving the shipment, inspect the product thoroughly to ensure that it has been shipped with care.

Before assembly make sure that the packaging contains all parts.

For service or parts replacement under warranty, the official sales receipt is required. Please keep your official sales receipt for future reference

### OFFICIAL SALES RECEIPT CAN BE ATTACHED HERE

Service or parts under warranty  
only available with show of receipt

Please contact us for any questions at **1-800-775-6524** before returning this product.

Please inspect your play field before assembling this product. It is not possible to replace or repair the play field under warranty. Therefore, if the play field is damaged, the complete table needs to be returned to the place of purchase to be exchanged for a new table

Use a soft, clean and level surface to begin the assembly of your game table. (Such as the inside of the cardboard box, carpet, etc.). This will prevent the table surface from getting damaged. Make sure to remove any staples from the cardboard box before using it as an underground.

This game table will be partially assembled upside down and then turned over onto its legs. This is a heavy game and turning it over will require at least two strong adults.

When installing parts that have more than one screw or bolt, hand tighten all screws or bolts in place before tightening with screwdriver or allen key.

Electric screwdrivers may be helpful during assembly. However, please set a low torque and use extreme caution because screws may be stripped or over tightened if the electric screwdriver's torque is set too high.

# Save these IMPORTANT Safety Instructions

## **Read these instructions:**

Read all Safety and Operating instructions carefully before using this game table

## **Power supply:**

Before connecting this game table to a power outlet, ensure that the power supply voltage and frequency requirements meet with those of the location (110/120V)?.

## **Overloading / Power cord protection:**

Do not overload power outlets and extension cords to avoid risk of fire or electric shock. Avoid routing the power cord on places with busy foot traffic or where it can be damaged by items placed against or upon it.

## **Warning:**

This product is intended for indoor use in a climate controlled environment only. Excessive temperatures and humidity may have an influence on the play quality and durability of this table.

This game table should only be used by adults or under the supervision of adults. This game table is NOT a toy. To avoid the risk of electric shock or other injuries, adults should explain all safety rules to children.

Do not sit, climb, or lean on the table. Do not place anything, including people, on the top of the play field.

Do not drag the table when moving it, as this could damage the legs, levelers, or unit beyond repair.

Do not place any food or drinks on the table.

## **Fluids and objects:**

Avoid fluids to be spilled on this game table. For cleaning the surface it is recommended to follow the instructions or call technical support for assistance. Do not push any objects through gaps or holes as they may accidentally get in contact with dangerous power points which could cause an electric shock or fire.

## **Airflow:**

Holes in the play field allow for air to be blown onto the play field, creating an air cushion on which the pucks can float. The openings on the air fan are there to allow air to be moved through the fan onto the play field. Never block or allow hands, hair or other objects near the air fan openings. The air fan may overheat if openings are blocked.

## **Unplug the game table from power outlet when damaged:**

The air fan should be serviced by qualified service personnel only and not by yourself. Opening or removing covers may cause electric shock or other injuries. The following damages always should be repaired by qualified service personnel:

- Damaged power cords.
- Fluids spilled or objects fallen into the air fan.
- When the air fan makes unusual noises or when the airflow is too much or too little.

# Save these IMPORTANT Safety Instructions (continued)

## **Age Grade 8+:**

This product is not recommended for children under 8 years of age.

## **Regular checks:**

To avoid risk of personal injury, electric shock or fire we suggest to regularly check the game table for quality problems. In case such problems have been found the game should not be used until appropriate repairs have been made.

## Care and Maintenance

ALWAYS switch off the game table and disconnect the power cable from the power supply before cleaning.

It is recommended to use a soft microfiber cloth or clean paper towel with a small amount of Isopropyl Alcohol for cleaning the play field. Do NOT use silicone, waxes or household cleaners which coats the surface and/or plugs up the holes.

Any non-ammonia non-bleach based household cleaner may be used to wipe down the cabinet side panels and legs.

Vacuum out the inside cavities frequently to prevent dust, grime and other debris from collecting inside table gaps and openings.

## Turning the table

It will take minimum TWO STRONG ADULTS to lift the assembled table from the floor and turn it over without putting weight on the legs.

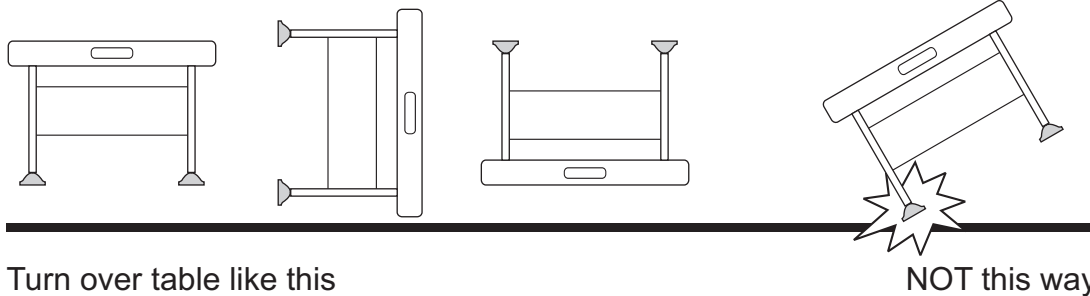


Table may become damaged if it is placed to the floor in an angle.

# Protection against harmful interference

**Note:** This equipment has been tested and found to comply with the limits for a Class B digital device, pursuant to part 15 of the FCC Rules. These limits are designed to provide reasonable protection against harmful interference in a residential installation. This equipment generates, uses and can radiate radio frequency energy and, if not installed and used in accordance with the instructions, may cause harmful interference to radio communications. However, there is no guarantee that interference will not occur in a particular installation. If this equipment does cause harmful interference to radio or television reception, which can be determined by turning the equipment off and on, the user is encouraged to try to correct the interference by one or more of the following measures:

- Reorient or relocate the receiving antenna.
- Increase the separation between the equipment and receiver.
- Connect the equipment into an outlet on a circuit different from that to which the receiver is connected.
- Consult the dealer or an experienced radio/TV technician for help.

# TOOLS

## Required

Phillips head screwdriver  
(Not included)

Allen key  
(Included)

## Recommended

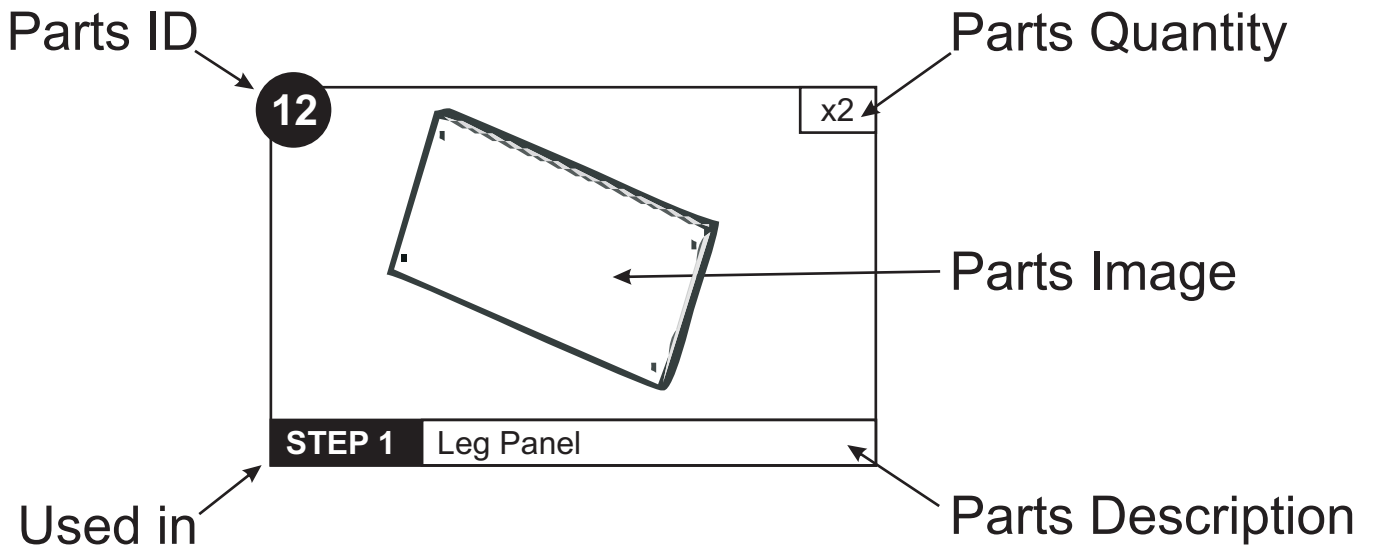
Electric screwdriver

Level

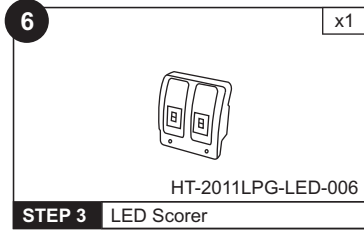
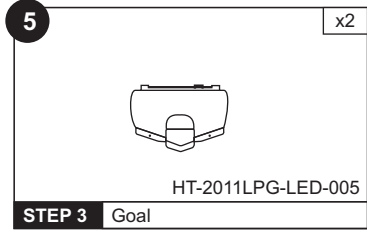
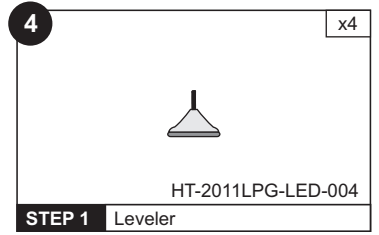
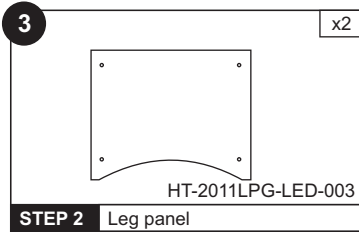
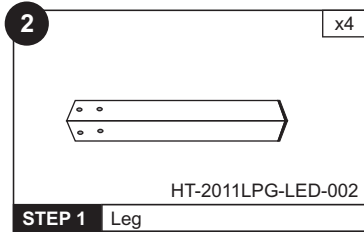
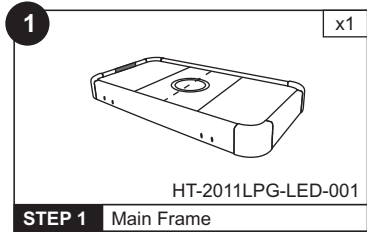
# PARTS IDENTIFIER

## How to use

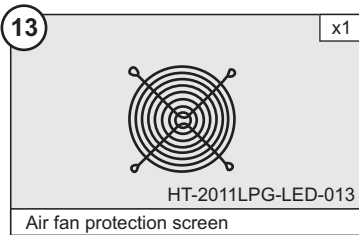
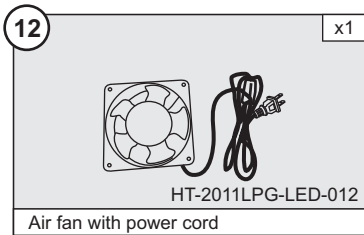
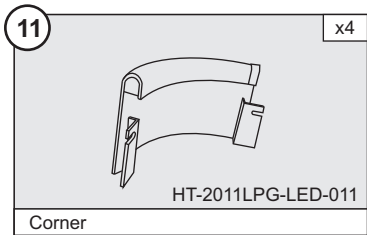
To assure a smooth assembly we recommend to ensure yourself that you have received all parts listed and in the correct quantities.



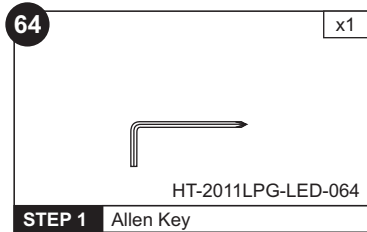
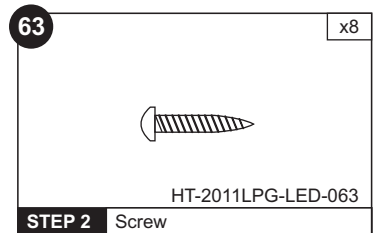
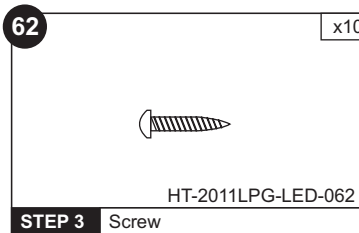
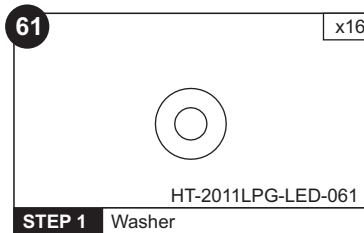
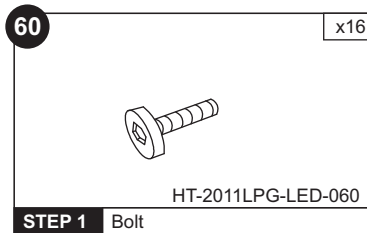
# PARTS IDENTIFIER



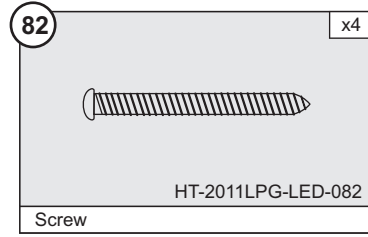
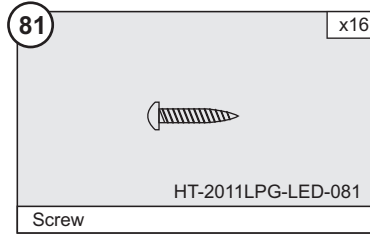
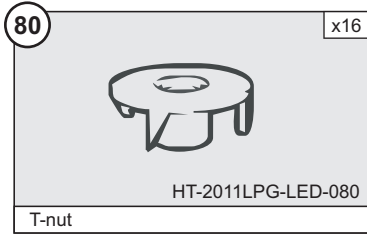
## Pre-installed Parts



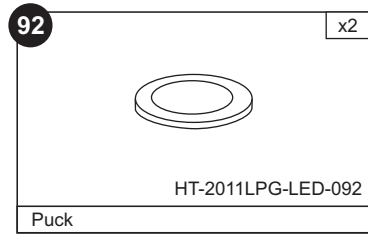
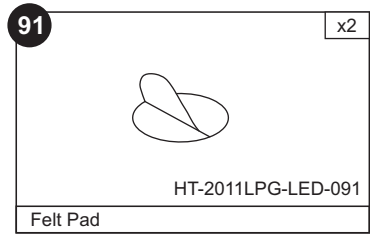
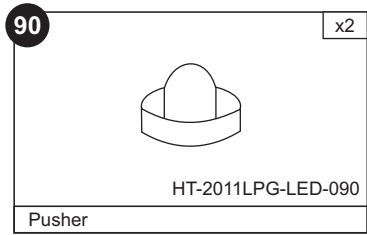
## Hardware



## Pre-installed Hardware



## Accessories





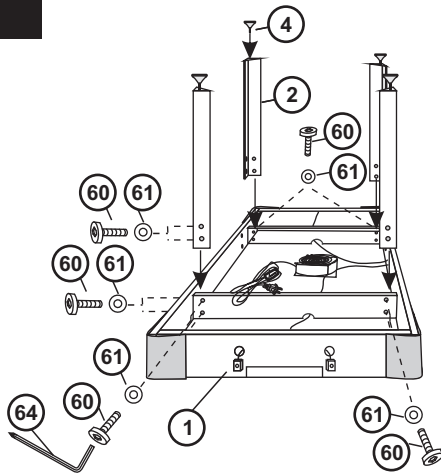
# ASSEMBLY INSTRUCTIONS

**Before assembly make sure that all parts are available and sorted**

All parts can be identified on the parts and accessories identifier

Please inspect your play field before assembling this product. It is not possible to replace or repair the play field under warranty. Therefore, if the play field is damaged, the complete table needs to be returned to the place of purchase to be exchanged for a new table

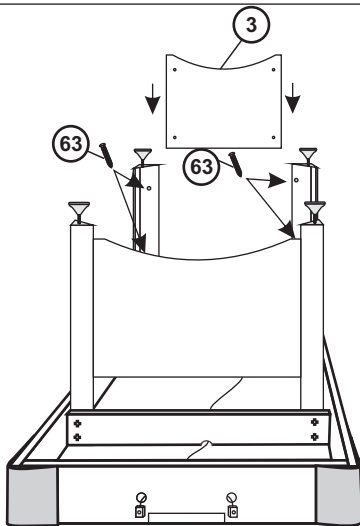
## STEP 1



COMPONENTS	Q.TY	HARDWARE	Q.TY
<b>1</b> Main Frame	x1	<b>60</b> Bolt	x16
<b>2</b> Leg	x4	<b>61</b> Washer	x16
<b>4</b> Leveler	x4	<b>64</b> Allen Key	x1

### NOTE

## STEP 2

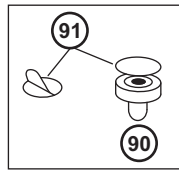
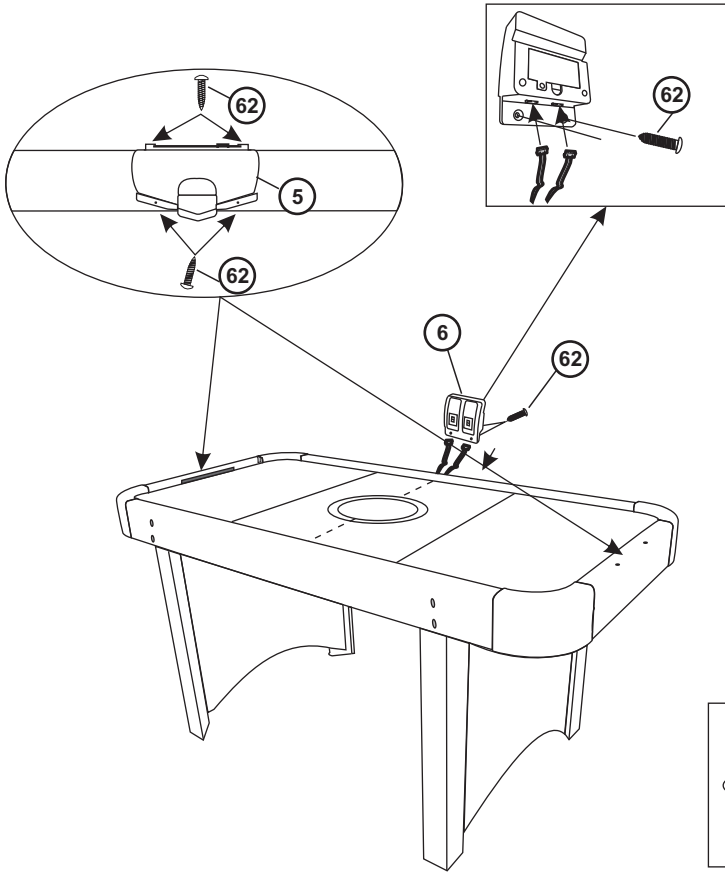


COMPONENTS	Q.TY	HARDWARE	Q.TY
<b>3</b> Leg panel	x1	<b>63</b> Screw	x8

### NOTE

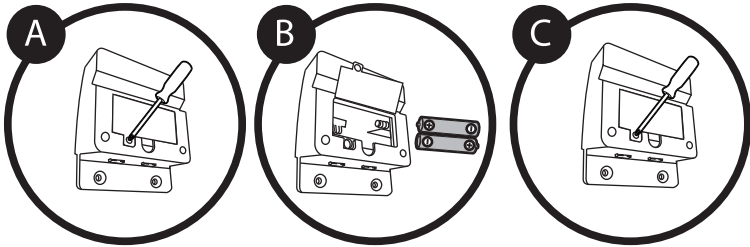
# ASSEMBLY INSTRUCTIONS

## STEP 3



COMPONENTS	Q.TY	HARDWARE	Q.TY
5 Goal	x2	62 Screw	x10
6 LED Scorer	x1		
90 Pusher	x2		
91 Felt Pad	x2		

## NOTE



## FCC Identifier

This device complies with part 15 of the FCC rules.

Operation is subject to the following two conditions:

1. This device may not cause harmful interference.
2. This device must accept any interference received, including interference that may cause undesired operation.

## BATTERIES

Requires 2 x 1.5V "AAA" Batteries (Not included)

Batteries warning:

A: Do not mix old with new batteries.

B: Do not mix alkaline, standard (Carbon-Zinc) or rechargeable (NI-CAD, NI-MH, Etc.) Batteries.

C: Do not dispose of batteries in fire, Batteries may explode or leak.

## Limited Warranty

This product is warranted to the original owner to be free from defects in workmanship and materials when used for the intended purpose under normal use and conditions for a period of 90 days from the date of original retail purchase. Proof of purchase is required when requesting for parts or service.

**This Limited Warranty covers all defects in materials and workmanship but will be void if the product is:**

- Damaged due to transportation, improper usage, storage, negligence, misuse, abuse, acts of nature or accidents (including for not following the instructions supplied with this product).
- Used in a commercial environment such as schools, correctional facilities, recreational centers, camps, churches, day-cares or any other public facility and/or as rentals.
- Modified or repaired by unauthorized persons.

**This Limited Warranty does not cover:**

- Nonessential items such as accessories, cosmetic parts and any other items showing wear due to normal usage.
- Any transportation, delivery, installation costs incurred by the consumer from original place of purchase to home, or back to the original place of purchase.
- Items purchased from a third party or from an unauthorized retailer.

This warranty is nontransferable and is expressly limited to the repair or replacement of the defective product. During the warranty period, the manufacturer shall repair or replace defective parts at no cost to the purchaser. Shipping charges and insurance are not covered and are the responsibility of the purchaser. Labor charges and related expenses for removal, installation or replacement of the product or components are not covered under this warranty.

The manufacturer reserves the right to make substitutions to warranty claims if parts are unavailable or obsolete.

**Distributed by Airzone Ltd.**

Questions, Comments or Warranty Claims:

**CALL 1-800-775-6524**

or

**MAIL CustomerService@airzone-na.com**